

A



Surname _____

Other Names _____

Centre Number _____

Candidate Number _____

Candidate Signature _____

I declare this is my own work.

GCSE

COMBINED SCIENCE: TRILOGY

Higher Tier

Physics Paper 2H

8464/P/2H

H

Friday 12 June 2020

Morning

Time allowed: 1 hour 15 minutes

At the top of the page, write your surname and other names, your centre number, your candidate number and add your signature.

[Turn over]



J U N 2 0 8 4 6 4 P 2 H 0 1

For this paper you must have:

- a protractor
- a ruler
- a scientific calculator
- the Physics Equations Sheet (enclosed).

INSTRUCTIONS

- Use black ink or black ball-point pen.
- Pencil should only be used for drawing.
- Answer ALL questions in the spaces provided.
- Do all rough work in this book. Cross through any work you do not want to be marked.
- If you need extra space for your answer(s), use the lined pages at the end of this book. Write the question number against your answer(s).
- In all calculations, show clearly how you work out your answer.



INFORMATION

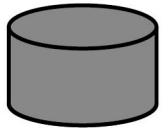
- **The maximum mark for this paper is 70.**
- **The marks for questions are shown in brackets.**
- **You are expected to use a calculator where appropriate.**
- **You are reminded of the need for good English and clear presentation in your answers.**

DO NOT TURN OVER UNTIL TOLD TO DO SO

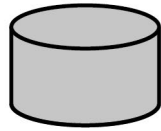


0 1 FIGURE 1 shows five different metal samples.

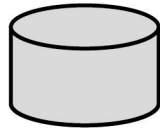
FIGURE 1



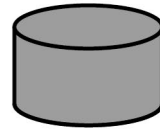
Iron



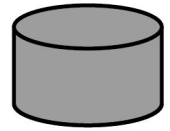
Steel



Aluminium



Copper



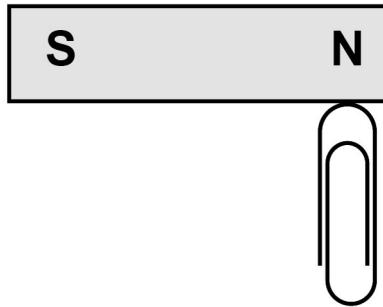
Tin

0 1 . 1 A student placed a magnet close to each metal sample.

Describe what happened. [2 marks]

FIGURE 2 shows a paper clip being attracted to a permanent magnet.

FIGURE 2



0 1 . 2 The paper clip in **FIGURE 2** is not a permanent magnet.

Explain what would happen if the paper clip was removed and brought close to the south pole of the permanent magnet. [2 marks]

[Turn over]



0 1 . 3 Write down the equation that links gravitational field strength (g), mass (m) and weight (W). [1 mark]

0 1 . 4 The student added more paperclips to one end of the magnet.

The maximum number of paperclips the magnet could hold was 20

Each paper clip had a mass of 1.0 g

gravitational field strength = 9.8 N/kg

Calculate the maximum force the magnet can exert. [3 marks]



7

Force = _____ N

[Turn over]

8

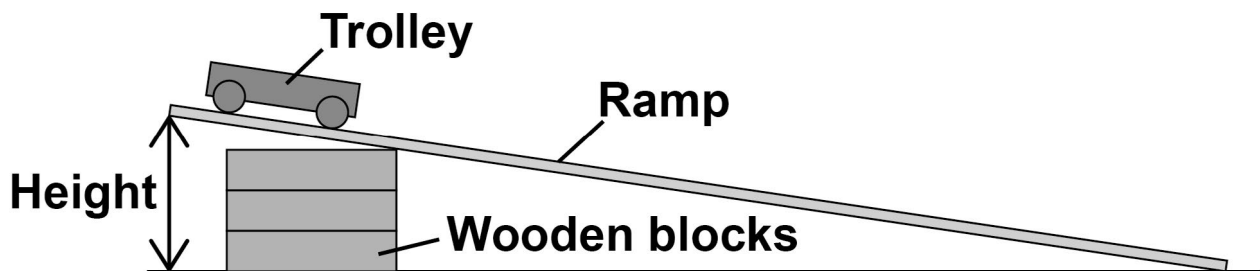


02

A student investigated how the height of a ramp affects the acceleration of a trolley down the ramp.

FIGURE 3 shows some of the equipment used.

FIGURE 3



02

. 1

Plan an investigation to determine how the height of the ramp affects the acceleration of the trolley. [6 marks]



TABLE 1 shows the results.

TABLE 1

Height of ramp in metres	0.1	0.2	0.3	0.4	0.5	0.6
Acceleration in m/s^2	0.9	1.3	2.1	3.2	3.9	4.3

The first two results have been plotted on FIGURE 4, on the opposite page.

0 2 . 2 Complete FIGURE 4, on the opposite page.

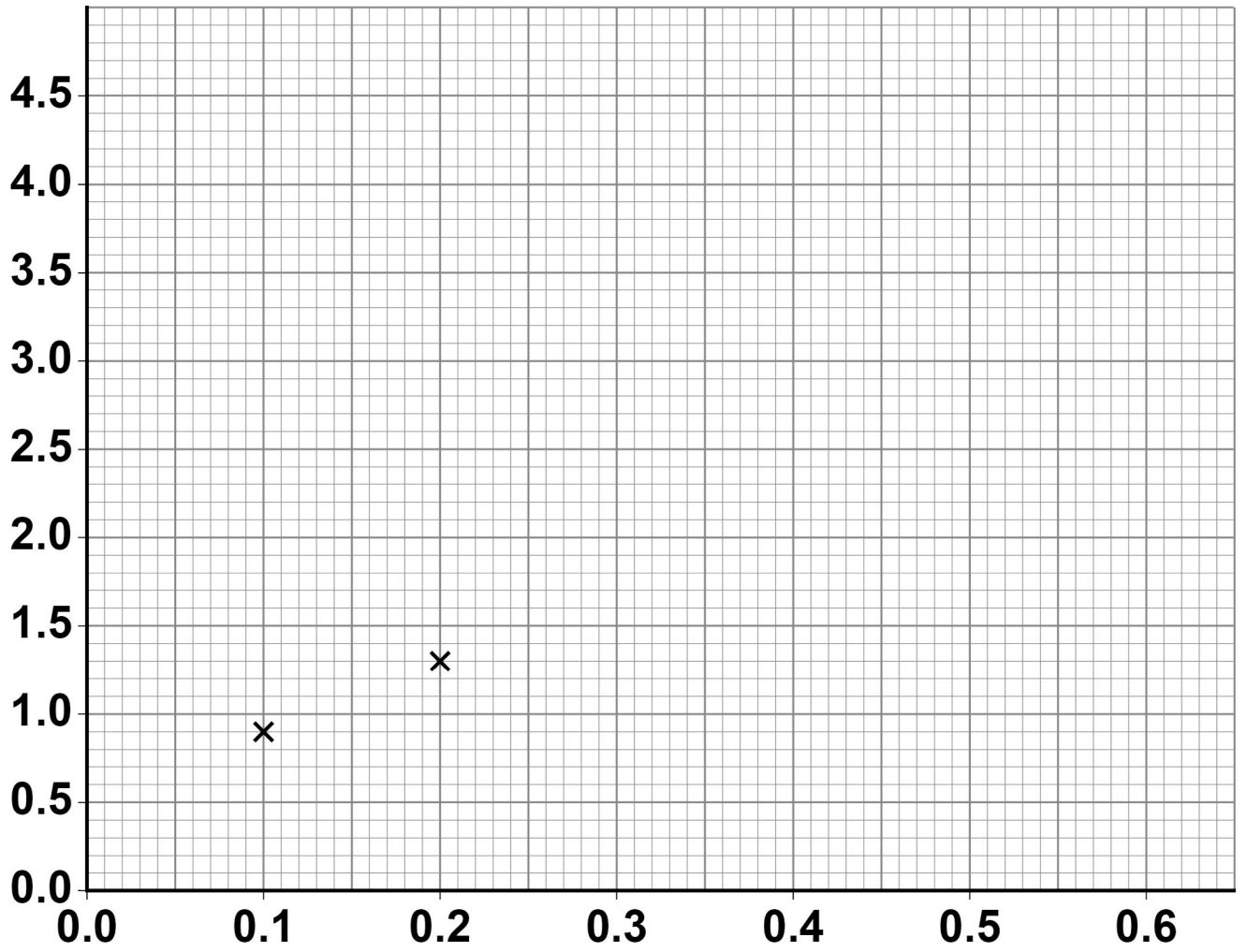
You should:

- label the axes
- plot the remaining results from TABLE 1
- draw a line of best fit.

[4 marks]



FIGURE 4



[Turn over]



- 0 2 . 3** Write down the equation that links acceleration (a), mass (m) and resultant force (F). [1 mark]

- 0 2 . 4** When the resultant force on the trolley was 0.63 N the acceleration of the trolley was 2.1 m/s^2

Calculate the mass of the trolley. [3 marks]



Mass of trolley = _____ kg

[Turn over]

14



03**FIGURE 5 shows a computer keyboard.****There is a spring under each key.****FIGURE 5**

03.1

The springs behave elastically when a force is applied.

What is meant by elastic behaviour?
[1 mark]

Tick (✓) ONE box.

The spring will be compressed when the force is applied to it.

The spring will become deformed when the force is applied to it.

The spring will become longer when the force is removed.

The spring will return to its original length when the force is removed.

[Turn over]



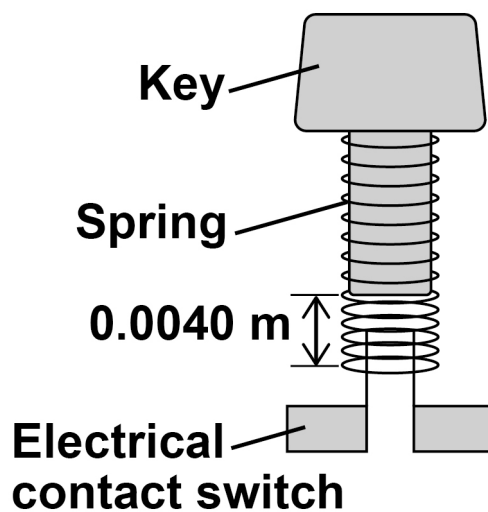
03.2 Suggest TWO properties that should be the same for each spring. [2 marks]

1 _____

2 _____

03.3 FIGURE 6 shows one of the keys and its spring.

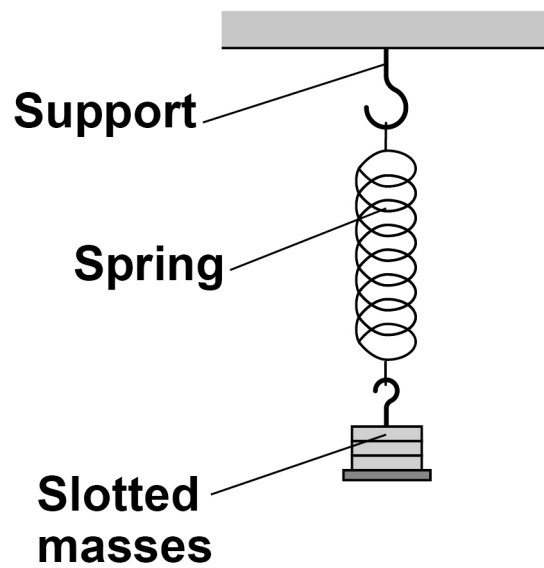
FIGURE 6



03.4 FIGURE 7 shows a spring that has been hung from a support.

The spring is stationary and has been stretched beyond its limit of proportionality.

FIGURE 7



Which TWO statements are true for the spring in FIGURE 7? [2 marks]

Tick (✓) TWO boxes.

The elastic potential energy of the spring is zero.

The extension of the spring is directly proportional to the force applied.

The upward force on the spring is equal to the downward force.

The spring cannot be stretched any further.

The spring is inelastically deformed.

[Turn over]

8



0 4 FIGURE 8 shows a girl bowling a ball along a ten-pin bowling lane.

FIGURE 8



The girl is trying to knock down the ten pins at the end of the bowling lane.

0 4 . 1 Velocity is a vector quantity, speed is a scalar quantity.

Describe what is meant by a vector quantity and a scalar quantity. [2 marks]

Vector quantity _____



Scalar quantity _____

0 4 . 2 The bowling lane is horizontal.

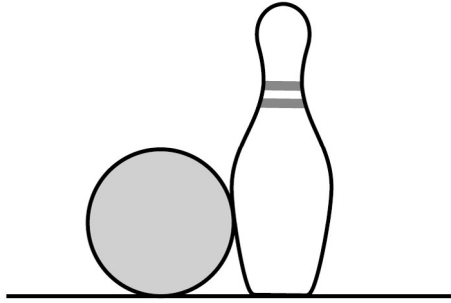
Explain why the bowling ball decelerates as it travels along the lane. [2 marks]

[Turn over]



FIGURE 9 shows the bowling ball hitting one of the pins.

FIGURE 9



0 4 . 3 Write down the equation that links mass (m), momentum (p) and velocity (v). [1 mark]



0 5 X-rays form part of the electromagnetic spectrum.

Radiographers use X-rays to produce images of bones inside the body.

0 5 . 1 Explain why X-rays can be used to produce images of the bones inside the body.
[2 marks]

[Turn over]



05.2 TABLE 2 shows the effect of exposure to different doses of radiation.

TABLE 2

Dose in mSv	Effect on the human body
100	slightly increased risk of cancer
1000	5% increased risk of cancer
5000	high risk of death

During an X-ray a person receives a dose of 0.5 mSv

The radiographer takes many X-ray images each day.

**Explain why the radiographer stands behind a protective screen when taking an X-ray image.
[3 marks]**




[Turn over]



05.3 Radio waves form part of the electromagnetic spectrum.

FIGURE 10 shows one use of radio waves.

FIGURE 10



Explain how electrical signals in the transmitter produce a signal in the receiver.
[3 marks]



[Turn over]

8



0 6

The speed limit on many roads in towns is 13.5 m/s

Outside schools this speed limit is often **REDUCED BY** one-third.

0 6 . 1

Calculate the reduced speed limit. [2 marks]

Reduced speed limit = _____ m/s



06.2 A reduced speed limit may reduce air pollution.

Explain ONE other advantage of a reduced speed limit. [2 marks]

[Turn over]



- 06.3** FIGURE 11 shows a car being driven at a constant speed past a speed camera.

FIGURE 11



The camera recorded two images of the car
0.70 s apart.

The car travelled 14 m between the two images
being taken.

The maximum deceleration of the car is
 6.25 m/s^2

Calculate the minimum braking distance for the
car at the speed it passed the speed camera.
[6 marks]



0 6 . 4 FIGURE 12 shows a delivery van full of packages.

FIGURE 12



The driver delivers all the packages.

The empty van has a shorter stopping distance than the full van when driven at the same speed.

Explain why. [3 marks]

[Turn over]

13



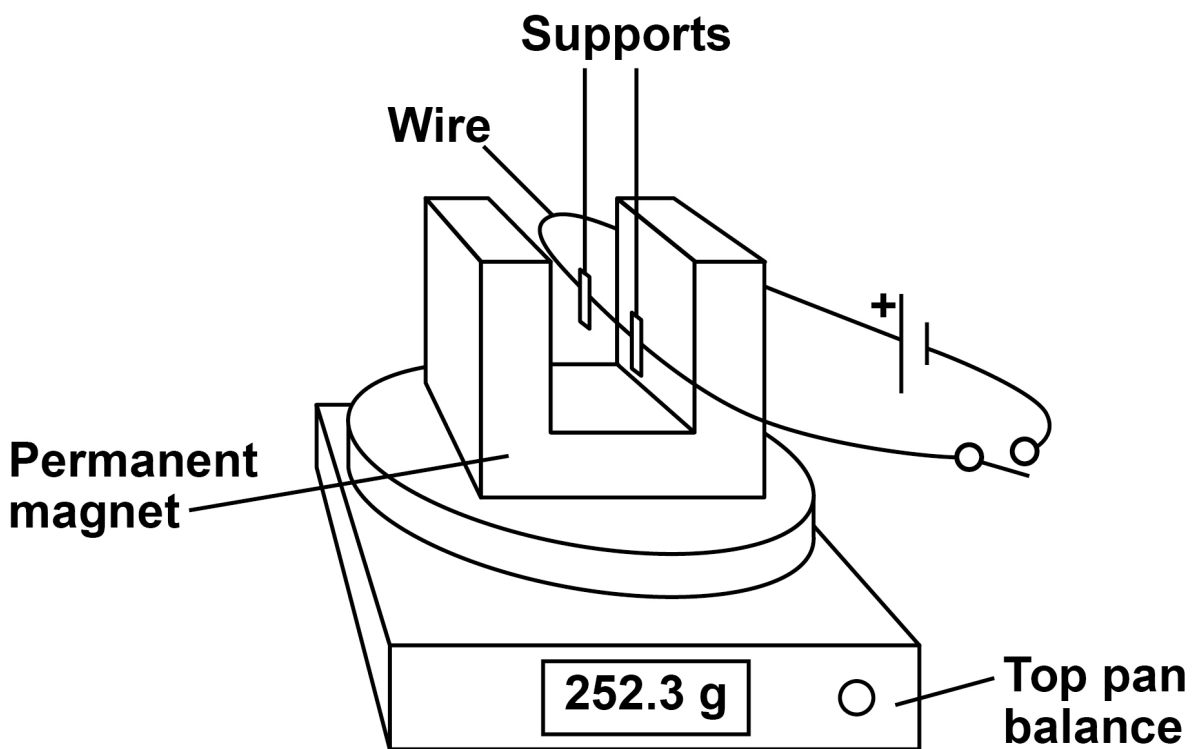
07

A student clamped a wire between the poles of a permanent magnet.

The student investigated how the force on the wire varied with the current in the wire.

FIGURE 13 shows the equipment used.

FIGURE 13



The top pan balance was used to determine the force on the wire.



07.1 When the switch was closed the reading on the top pan balance increased.

Explain why the increased reading showed that there was an upward force on the wire. [2 marks]

[Turn over]

- 07.2** TABLE 3 shows the readings on the top pan balance with the switch open and with the switch closed.

TABLE 3

Switch	Mass in grams
Open	252.3
Closed	254.8

Explain how the values in TABLE 3 can be used to determine the size of the force on the wire. [2 marks]

BLANK PAGE

[Turn over]

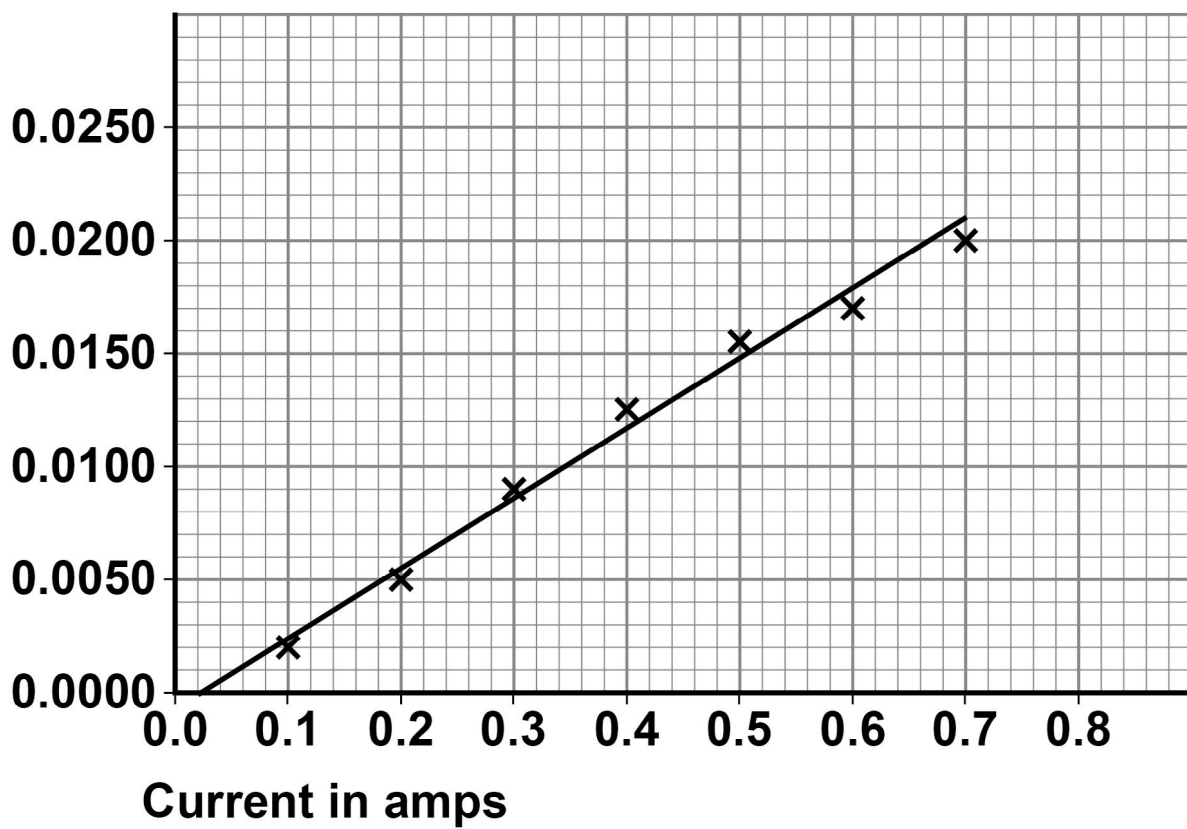


- 07.3 The student varied the current in the wire and calculated the force acting on the wire.

FIGURE 14 shows the results.

FIGURE 14

Force in
newtons



BLANK PAGE

For Examiner's Use	
Question	Mark
1	
2	
3	
4	
5	
6	
7	
TOTAL	

Copyright information

For confidentiality purposes, all acknowledgements of third-party copyright material are published in a separate booklet. This booklet is published after each live examination series and is available for free download from www.aqa.org.uk.

Permission to reproduce all copyright material has been applied for. In some cases, efforts to contact copyright-holders may have been unsuccessful and AQA will be happy to rectify any omissions of acknowledgements. If you have any queries please contact the Copyright Team.

Copyright © 2020 AQA and its licensors. All rights reserved.

IB/M/NC/Jun20/8464/P/2H/E2